



TIẾNG ANH 8



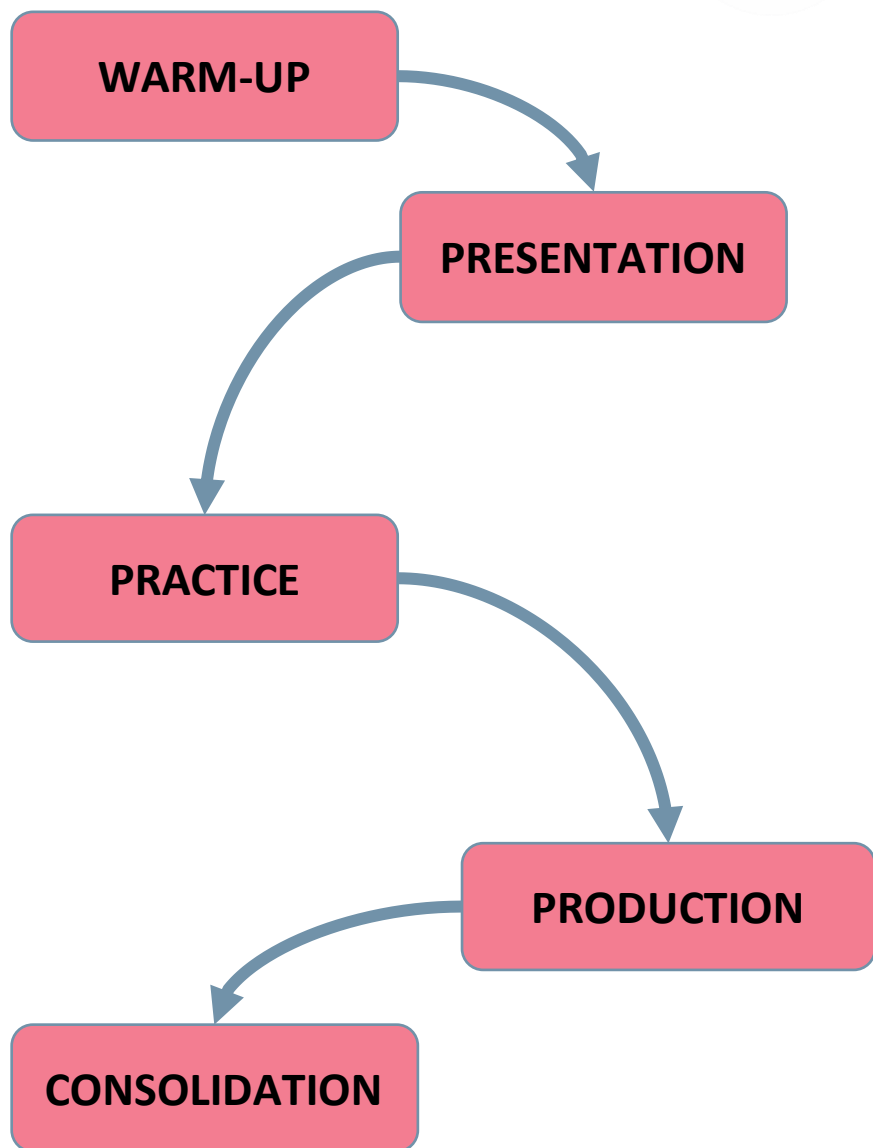
Uni **6** LIFESTYLES

LESSON 3: A CLOSER LOOK 2





LESSON 3: A CLOSER LOOK 2



Warm up: Describe a situation in the future

- The future simple
- First conditional

Task 1: Use the verbs from the box with *will* or *won't* to complete these dialogues.

Task 2: Arrange these words and phrases in the correct order to form meaningful sentences.

Task 3: Give the correct tense of the verbs in brackets, using the first conditional.

Task 4: Fill in each blank with IF or UNLESS.

Task 5: Complete the following sentences to make them true for you. Then share your answers with a partner.

Wrap-up
Homework

WARM-UP

What will you buy if you have
1.000.000 VND?

**Answer the
question:**



PRESENTATION

THE FUTURE SIMPLE

- We use the future simple to describe future possibilities or conditions.

+

S + will + V-inf + ...

I will buy a boat.

-

S + won't + V-inf + ...

I won't buy a watch.

?

Will + S + V-inf + ...?

Will you buy a helicopter?

PRACTICE

1 Use the verbs from the box with will or won't to complete these dialogues.

take

have

tell

join

attend

do

1. Alice: Are you taking exams next week, Phong?

Phong: I'm not sure. The teacher will tell us tomorrow.

2. Linh: Where are you going on the holiday, Chris?

Chris: We're planning to visit Ta Ho Village. We will attend the local festival, but we won't join the tribal dance as it is late in the evening.

3. Dad: Are you having online lessons tomorrow?

Daughter: No. We won't have lessons, but we will do experiments in the lab.

PRACTICE

2 Arrange these words and phrases in the correct order to form meaningful sentences.

1. We / first-term exams / our / will take / very soon /.

→ **We will take our first-term exams very soon.**

2. Alaska / they / in an igloo / stay / when / visit / Will they / ?

→ **Will they stay in an igloo when they visit Alaska?**

3. She / the tribal groups / to help them / will work with / revive their culture /.

→ **She will work with the tribal groups to help them revive their culture.**

PRACTICE

2 Arrange these words and phrases in the correct order to form meaningful sentences.

4. online learning / in / I won't choose / the second semester /.

→ **I won't choose online learning in the second semester.**

5. I'll come / to / I go / to London / if / this summer / see you / .

→ **I'll come to see you if I go to London this summer.**

PRESENTATION

FIRST CONDITIONAL

- We use first conditional to talk about things which are possible in the present or the future.

If + Present simple , Future simple

*If I **have** 1.000.000 VND , I **will buy** a clothes.*

- We can also use unless in conditional sentences. Unless means “if ... not” (nếu... không) or “except if (trừ khi)...”.

UNLESS= IF...NOT= EXCEPT IF

Example: *You will fail the test **unless** you study harder.*

PRACTICE

3 Give the correct tense of the verbs in brackets, using the first conditional.

1. If you (eat) eat an apple every day, you will stay healthy.
2. Will Dan wear a kilt if he (go) goes to Scotland?
3. He (have) will have sore eyes if he spends too much time on the computer.
4. If you (not do) don't do anything bad, you won't get into trouble.
5. Will she (be) be able to eat the soup if I put some chillies in it?

PRACTICE

4 Fill in each blank with IF or UNLESS.

1. Unless we eat lunch now, we won't arrive at the cinema on time.
2. The teacher will be furious if you don't do the homework.
3. I won't eat kimchi when I go to Korea unless I have to.
4. If you turn on the light, you will be able to see better.
5. You won't be able to find the house unless you use your GPS.
There's no one around.

PRODUCTION

5 Complete the following sentences to make them true for you. Then share your answers with a partner.

1. If it rains tomorrow, **we won't go to the cinema**
2. Unless I get good marks, **my mum won't be traveling.**
3. If I have free time this weekend, **I will hang out with my friends**
4. If I study harder, **I will be the best gifted student in my class.**
5. Unless I go to bed early, **I won't be late.**



CONSOLIDATION

1 Wrap-up

What have we learnt in this lesson?

- ✓ How to use future simple and first conditional





CONSOLIDATION

2 Homework

- Do exercises in the workbook.



THANK YOU



Website: hoclieu.vn

Fanpage: facebook.com/www.tienganhglobalsuccess.vn/