



Contents

Unit 1 In the school playground

Unit 2 In the dining room

Unit 3 At the street market

Unit 4 In the bedroom

Review 1

Unit 5 At the fish and chip shop

Unit 6 In the classroom

Unit 7 In the garden

Unit 8 In the park

Review 2



Contents



Unit 9

In the shop

Unit 10

At the zoo

Unit 11

At the bus stop

Unit 12

At the lake

Review 3

Unit 13

In the school canteen

Unit 14

In the toy shop

Unit 15

At the football match

Unit 16

At home




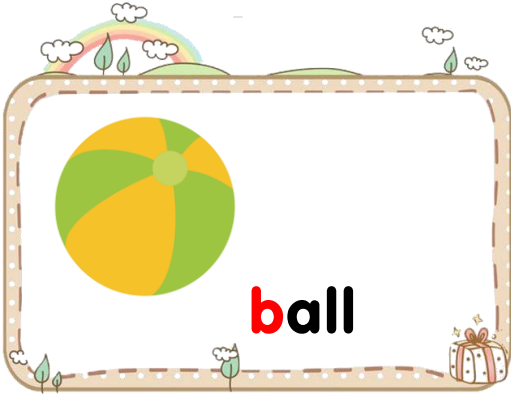
Review 4

Unit 1:

IN THE SCHOOL PLAYGROUND



VOCABULARY



STRUCTURE

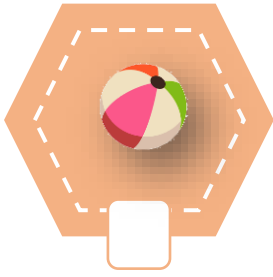
Hi, I'm **Bill**



Bye, **Bill**



1. Look and put a tick (✓) or a cross (✗).



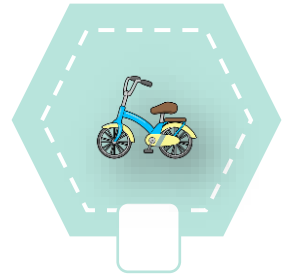
ball



bike



book



bed

2. What's next? Look and circle the correct word.

1



book
ball

2



ball
bike

3



bike
book

2. Look and number the picture.

1. bike

2. Bill


3. ball

4. book



4. Fill in the missing letter.

1.



b_ok

2.



_all

3.



bi_e

4.



b_ll

5. Look and match



Bye, Bill



Hi, Bill

6. Write YES or NO.

1



This is a book.



2



This is a ball.



3



This is a bike.



4



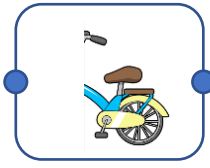

This is Bill.



7. Match the word with the pictures.



book

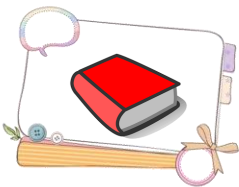


ball

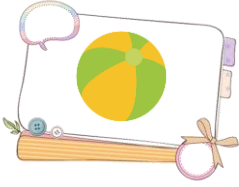


bike


8. Look and trace.




book ball bike



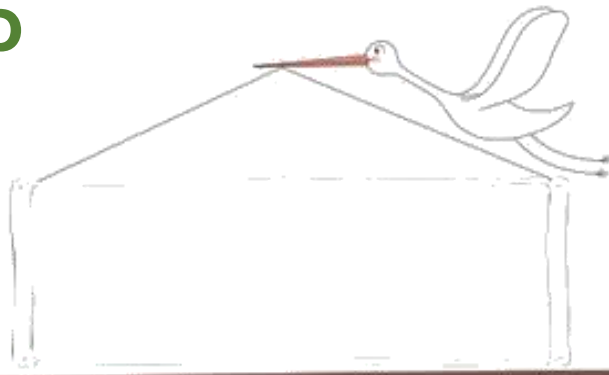
bike book ball



ball bike book



Bill Ba Ben




Hi, I'm **Bill** .



This is a **ball** .



This is a **book** .



And This is a **bike** .



sale



LET'S WRITE

b

b

b

b

b

b

b

B

B

B

B

B

B

B



ball

ball

ball

ball

ball



ball

ball

ball

ball

ball



book

book

book

book



book

book

book

book



bike

bike

bike

bike

bike



bike

bike

bike

bike

bike



Bill Bill Bill Bill Bill



Bill Bill Bill Bill Bill



Hi, I'm Bill Hi, I'm Bill



Hi, I'm Bill Hi, I'm Bill



Hi, I'm Bill Hi, I'm Bill



Bye, Bill Bye, Bill



Bye, Bill Bye, Bill




Bye, Bill Bye, Bill

Unit 2:

IN THE DINING ROOM



VOCABULARY



STRUCTURE



I have a **car**





PRACTICE

1. Read and tick.

| | | | | |
|---|------|--|--|--|
| 1 | cake |  <input type="checkbox"/> |  <input type="checkbox"/> |  <input type="checkbox"/> |
| 2 | cup |  <input type="checkbox"/> |  <input type="checkbox"/> |  <input type="checkbox"/> |
| 3 | car |  <input type="checkbox"/> |  <input type="checkbox"/> |  <input type="checkbox"/> |
| 4 | cat |  <input type="checkbox"/> |  <input type="checkbox"/> |  <input type="checkbox"/> |

2. Look and circle the correct word.



cat / cake



car / cup



ball / book



book / bike



cup / cake



cat / car

3. Look and match.



1



2

cat

cake

cup

car

3



4



4. Read and number.

1. book 4. cake
2. cat 5. bike
3. car 6. cup

5. What's next? Look and circle.

1

2

3

4

5

6. Write the missing letters.

1 c k e

2 b a l

3 c p

4 c a

5 b k e

6 c t




7. Look and match.




I have a car.



I have a cup.



I have a cake.



I have a cat.



cat
a **cat**
I have a **cat**.



car
a **car**
I have a **car**.



cup
a **cup**
I have a **cup**.



cake
a **cake**
I have a **cake**.



LET'S WRITE

c

c

c

c

c

c

c

C

C

C

C

C

C

C

c

c

c

c

c

c

c

C

C

C

C

C

C

C



cat

cat

cat

cat

cat



car

car

car

car

car



cup

cup

cup

cup

cup



cake

cake

cake

cake



I have a car I have a car

I have a car I have a car

I have a cup I have a cup

I have a cup I have a cup

I have a cat I have a cat

I have a cat I have a cat

I have a cake




I have a cake

Unit 3:

AT THE STREET MARKET



VOCABULARY



STRUCTURE

This is my **hat**.





PRACTICE

1. Look and match and trace the word.

ca

g

cake

c

le

hat

ba

ke

can

app

t

apple

ha


an

bag

2. Read and circle.



cat
cup



apple
hat



bag
can



bike
book



can
car



cake
cup



car
bike



hat
can

3. Look, read and match.

1



I have a can.

2



I have an apple.

3




I have a hat.

4




I have a bag.

4. Look and put a tick (✓) or a cross (✗).



hat



ball




bag



car



cat



bike

5. Number the pictures.



- ball 1
- apple 2
- bike 3
- can 4
- bag 5
- hat 6
- cake 7
- car 8

6. Cross the unnecessary letter.

1

b i a g



2

a t p p l e



3

c e a n



4

s h a t



7. Look, read and complete.

can bag hat apple

1. I have a _____



3. I have an _____



2. I have a _____



4. I have a _____



apple

an apple

This is my

apple.



bag

a bag

This is my

bag.



can

a can

This is my

can.



hat

a hat

This is my

hat.





LET'S WRITE

a

a a a a a a a

A

A A A A A A A

a

a a a a a a a

A

A A A A A A A



apple apple apple



apple apple apple



bag bag bag bag



bag bag bag bag



LET'S WRITE



can can can can can



can can can can can



hat hat hat hat hat



hat hat hat hat hat



This is my apple.



This is my bag.



This is my can.




This is my hat.

Unit 4:

IN THE BEDROOM

A

VOCABULARY



desk



dog



door



duck

B

STRUCTURE


This is a **dog**.





PRACTICE


1. Circle the picture.



can




door



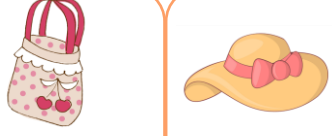
dog



desk



duck



hat

2. Look and circle the word.

1



door dog duck

2



duck desk dog

3




door duck dog

4



desk duck door

3. Look and match.



dog

desk

duck

door

4. Write the missing letters.



app_e



do_r



c_n



d_sk



d_g




du_k

5. Look and tick



bike

book



duck

dog



cake

can



desk

dog



duck

door



dog

door

6. Look and circle the correct word.

1. This is a _____



book

ball

bike

2. This is a _____



book

ball

bike

3. This is a _____



book

ball

bike

4. This is a _____



book

ball

bike

5. This is a _____



book

ball

bike

6. Look and trace correct word.

1



door

desk

duck

2



dog

duck

desk

3



door

dog

duck


4



dog

door

duck



desk

a desk

This is a desk.



dog

a dog

This is a dog.



door

a door

This is a door.



duck

a duck

This is a duck.



LET'S WRITE

d

d d a d d d d

d

d d d d d d d

D

D D D D D D D

D

D D D D D D D



door door door door



door door door door



dog dog dog dog



dog dog dog dog



LET'S WRITE



desk desk desk desk



desk desk desk desk



duck duck duck duck



duck duck duck duck



This is a desk.



This is a dog.



This is a desk



This is a duck

Review 1

1. Fill in the missing letter.



1. cak_



2. b_ke



3. a_ple



4. cu_



5. _an



6. du_k



7. b_ll



8. doo_

2. Read and tick (✓) or cross (✗).

1



Hi, I'm Bill.



2



I have a car.



3



This is my bag




4





This is a dog.





3. Look and circle.

1.  desk door

2.  cake can

3.  cat dog

4.  can bag

5.  desk book

4. Read and number.

6. duck 7. desk 8. cat 9. hat 10. door

1. bike

2. car

3. can

4. ball

5. apple

11. book

12. bag

13. cup

14. cake

15. dog

5. Look and match.

1. This my bag is

This is a dog.



2. have a I cat

This is my bag.



3. dog a This is

This is my can.




4. This my can is


I have a cat.



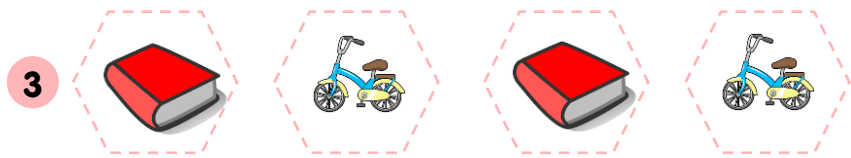
6. What's next and trace.



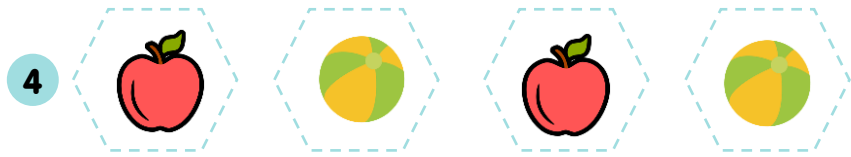
cake
cup




desk
door



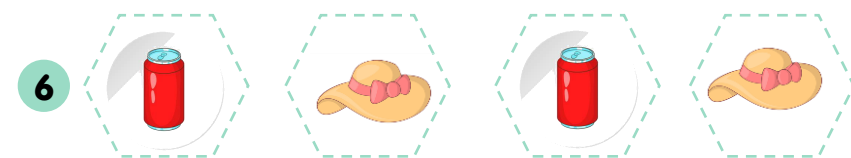
bike
book



ball
apple



cat
dog




hat
can

Unit 5:


At the fish and chip shop




VOCABULARY



chicken



chips



fish



milk



STRUCTURE

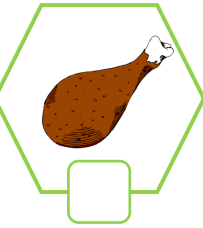





I like **milk**.


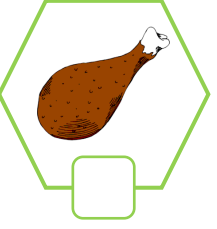




PRACTICE

1. Read and tick.




1 chips  

2 fish  

3 chicken  

4 milk  

2. Look and match.



I like fish.


I like milk.

I like chicken.


I like chips.

I like apples.

3. Look and put a tick (✓) or a cross (✗).

1. 

chicken

2. 


chips

3. 

cake

4. 

dog

5. 


cat


6. 


can


4. Look and circle the correct word


chicken milk
fish apple chips




euapplehf



chickenag


trchipshe



fishcsa


fadh milk


5. Fill in the missing letter.



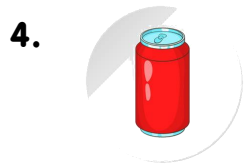
c i k n



c h p s



c k e



c n



f i h



m l k

6. Look read and write.

chicken car fish dog chips milk



- 1. I like _____
- 2. This is a _____
- 3. I like _____
- 4. I have a _____
- 5. I like _____
- 6. I like _____



Fish  **and chips** 

I like **fish**  **and chips**  .

Milk  **and chicken** 

I like **milk**  **and chicken** 

 **and** 

I like  **and** 

 **and** 

I like  **and** 



LET'S WRITE



i i i i i i i i i i



i i i i i i i i i i



I I I I I I I I I I




I I I I I I I I I I



fish fish fish fish



fish fish fish fish



chips chips chips chips



chips chips chips chips



chicken chicken chicken



chicken chicken chicken




milk milk milk milk



milk milk milk milk



I like fish. I like fish.



I like chips. I like chips.



I like chicken.



I like milk. I like milk.

Unit 6:

IN THE CLASSROOM



VOCABULARY




bell



pen



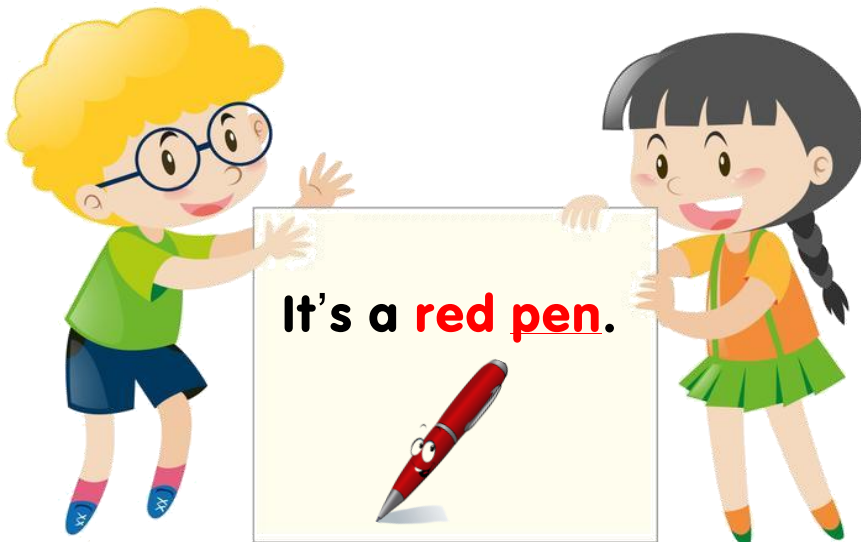
pencil



red



STRUCTURE





PRACTICE

1. Match and write the letter.



_at



bel_



ca_e



ne_

l

c

k

e

s

a

b

n



p_n



de_k



r_d



_ook

2. Look and tick.

| | | | | |
|------|--------------------------|--------------------------|--------------------------|--------------------------|
| 1. | | | | |
| bell | <input type="checkbox"/> | <input type="checkbox"/> | <input type="checkbox"/> | <input type="checkbox"/> |

| | | | | |
|-----|--------------------------|--------------------------|--------------------------|--------------------------|
| 2. | | | | |
| pen | <input type="checkbox"/> | <input type="checkbox"/> | <input type="checkbox"/> | <input type="checkbox"/> |

| | | | | |
|--------|--------------------------|--------------------------|--------------------------|--------------------------|
| 3. | | | | |
| pencil | <input type="checkbox"/> | <input type="checkbox"/> | <input type="checkbox"/> | <input type="checkbox"/> |

| | | | | |
|-----|--------------------------|--------------------------|--------------------------|--------------------------|
| 4. | | | | |
| red | <input type="checkbox"/> | <input type="checkbox"/> | <input type="checkbox"/> | <input type="checkbox"/> |





3. Read and number the picture.

1 It is a red pencil.

2 It is red pen.

3 It is a red bell.

4 It is red.



4. Read and circle YES or No.

1 It's a red pen.

YES

NO



2 It's a red pencil.

YES

NO



3 It's a red bell.

YES

NO



4 It's red.

YES

NO



5. Cross the unnecessary letter.



b a i k e




p e n c s i l



b e l l n







p e l n







r i e d



6. Look, circle and write.



1   redagsd

2   kscakeu

3   bedesko

4   epianpen

5   bellnisu

6   vahpencil



I have a **pen**



.

It's **red**



.

It's a **red pen**



.

I have a **bell**



.

It's **red**



.

It's a **red bell**




.

I have a **pencil**



.

It's **red**



.

It's a **red pencil**



.

e

e e e e e e e e

e

e e e e e e e e

E

E E E E E E E E

E

E E E E E E E E



bell bell bell bell bell



bell bell bell bell bell



pencil pencil pencil



pencil pencil pencil



LET'S WRITE



pen pen pen pen



pen pen pen pen



red red red red red




red red red red red




It is a red bell.



It is a red pen.



It is a pencil.



It is red. It is red.

Unit 7:


IN THE GARDEN



VOCABULARY



garden



gate



girl



goat



STRUCTURE

There's a **garden**






PRACTICE

1. Look and tick.



bell

ball



gate

girl




pen

pencil



goat

garden



pen

pencil




hat

girl



goat

dog



pink

red

2. What's next? Trace the correct word.

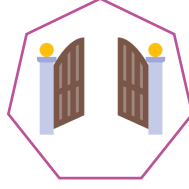
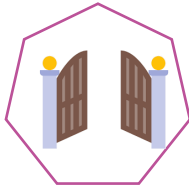
1



girl

goat

1



gate

garden

1



goat

garden

1



gate

girl

3. Read and complete.

gate

garden

girl

goat



1. There's a _____



2. There's a _____

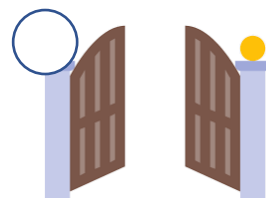


3. There's a _____



4. There's a _____

4. Read and number the pictures.



5. Look and match.



There is

a girl



There is

a garden



There is

a goat



There is

a gate


6. Write the missing letter.



_arden



gi_l



g_te



b_ll



_oat



goat
a goat
There's a goat.



girl
a girl
There's a girl.



gate
a gate
There's a gate.



garden
a garden
There's a garden.



LET'S WRITE

g

g g g g g g g g g

g

g g g g g g g g g

G

G G G G G G G

G

G G G G G G G



goat goat goat goat



goat goat goat goat



girl girl girl girl girl



girl girl girl girl girl



LET'S WRITE



gate gate gate gate



gate gate gate gate



garden garden garden



garden garden garden



There is a goat.



There is a girl.



There is a gate.



There is a garden.

Unit 8:

IN THE PARK



VOCABULARY



STRUCTURE



Touch your **hair**.



PRACTICE

1. Look and circle.



hair/ hand



horse/ hand



head/ hand



hair/ horse

2. Look and trace the correct word.



girl

gate



hand

hair



hair

head



hand

horse




horse

hand

3. Read, tick or cross.


1



Touch your hair.



2



Touch your hand.



3



Touch your head.



4




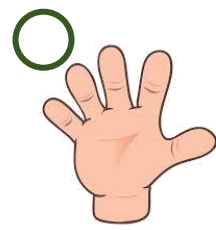
Touch your horse.




4. Read and number.



| | |
|----------|---------|
| 1. hand | 2. head |
| 3. horse | 4. hair |



5. Write the missing letter.



he_d



goa_



ho_se



g_rl



_and



hai_

6. Reorder the letter.



n/p/e



h/s/o/e/r



n/a/h/d



d/e/a/h




l/p/i/c/e/n



i/h/a/r

Touch your **head**



.

Touch your **hair**




.

Touch your **hand**




.

Touch your **horse**



.

Touch your



.

Touch your



.

Touch your



.

Touch your



.



LET'S WRITE

h

h h h h h h h h

h

h h h h h h h h

H

H H H H H H H H

H

H H H H H H H H



head head head head



head head head head



hair hair hair hair



hair hair hair hair



hand hand hand hand



hand hand hand hand



horse horse horse



horse horse horse



Touch your head.



Touch your hair.



Touch your hand.



Touch your horse.

REVIEW 2


1. Look and tick the correct sentence.



1



2




3



4



5



6

1

I like fish.

I like chicken.

2

There's a girl.

There's goat.

3

I like chips.

I like milk.

4

Touch your hair.

Touch your hand.

5

It's a red pen.

It's a red pencil.

6

There's a gate.

There's a garden.

2. Write the missing letter.



f_sh



p_ncil



_arden



_ead



3. Look and circle the correct answer.


girl

hair



fish

chicken




dog

goat




pen

bell




head

hair




pen










pencil




4. Number the picture.

1. bell
7. hand
2. chips
8. pencil
3. horse
9. pen
4. girl
-
5. goat
-
6. fish
-



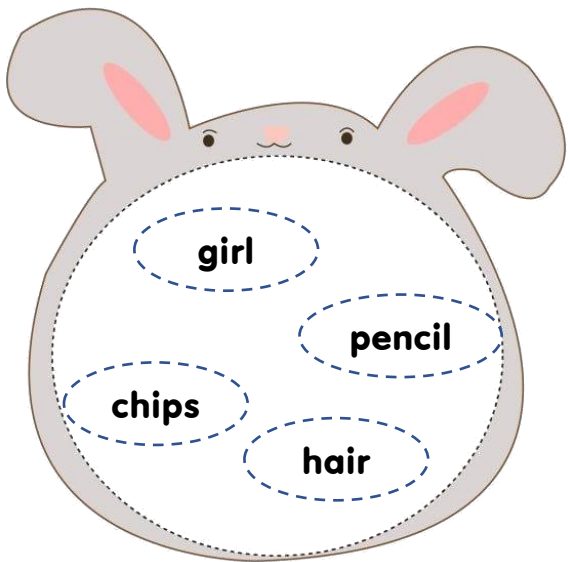


5. Find the word.

| | | | | | | | | | | | |
|---|---|---|---|---|---|---|---|---|---|---|---------|
| n | m | g | a | r | d | e | n | b | f | u | |
| n | q | m | e | a | b | f | u | b | f | u | milk |
| v | c | h | i | c | k | e | n | b | f | p | girl |
| i | m | j | a | m | b | f | u | e | f | e | |
| l | u | y | e | a | b | f | u | b | f | n | head |
| h | m | h | a | a | b | f | u | b | f | c | bell |
| e | q | u | m | i | l | k | o | n | u | i | |
| a | m | y | e | a | b | f | u | b | f | l | garden |
| d | k | g | g | i | r | l | u | b | f | u | pencil |
| n | m | y | e | a | b | j | u | i | c | e | |
| v | o | l | l | e | y | b | e | l | l | u | chicken |




6. Choose the correct word and write.




I like _____.

There's a _____




It's a red _____

Touch your _____



Unit 9:

IN THE SHOP



VOCABULARY



clocks



locks



pots



mops



STRUCTURE

How many **clocks**?

Two





PRACTICE

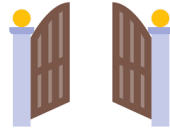
1. Look and tick or cross.



locks



clocks



gate



pots



pen



mops



2. Write the missing letter.



l_cks



po_s



_en



fi_h



_ops



_arden



b_ll



clo_ks



gi_l

3. Read and match.

1 There are two clocks.



2 There are four pots.



3 There are two locks.



4 There are three mops.



4. Choose the correct answer.



two pots three pots



four clocks two clocks

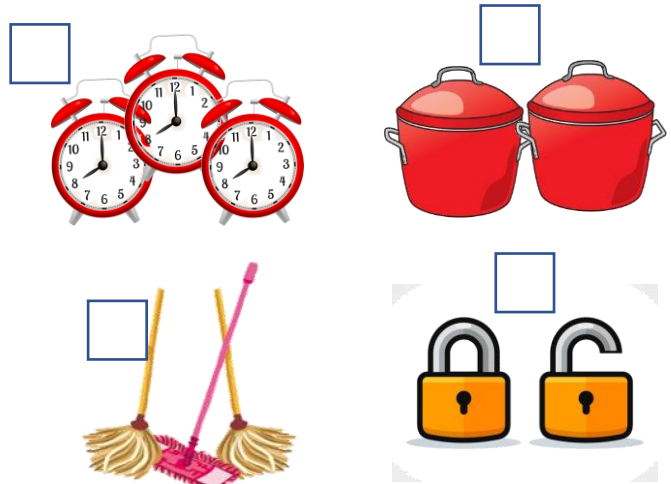


five mops three mops

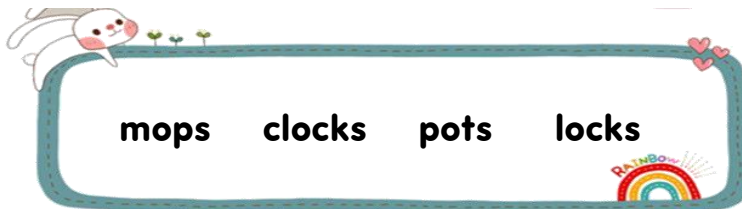


two clocks three locks

5. Number the pictures.



6. Read and complete.



1. There are two _____

2. There are two _____

3. There are three _____

4. There are three _____





There are two **locks**  .

There are three **clocks**  .

There are four **pots**  .

There are five **mops**  .

There are two  .

There are three  .

There are four  .

There are five  .



LET'S WRITE



o o o o o o o o



o o o o o o o o



O O O O O O O



O O O O O O O



locks locks locks locks



locks locks locks locks



clocks clocks clocks



clocks clocks clocks



LET'S WRITE



pots pots pots pots



pots pots pots pots



mops mops mops



mops mops mops



How many locks? Two



How many clocks? Three



How many pots? Four



How many mops? Five

Unit 10:

AT THE ZOO

VOCABULARY



mango



monkey



mother



mouse

STRUCTURE

That's a **monkey**.





PRACTICExx



1. Read and colour the correct word.

1.



cat

dog

goat

2.



monkey

mouse

mango

3.



mother

mango

monkey

4.



mother

mouse

mango

5.




monkey

mouse

mother




2. Look and tick.



mouse

mango




mother

monkey



mango

monkey



mother

mouse



3. Cross the unnecessary letter.

1 m o n k i e y



1 m e a n g o



1 m o u s i e






1 n m o t h e r




4. What's next? Then trace

1.



mouse
monkey

2.





mango
mother

3.



monkey
mother

4.



mango
mouse

5. Look and draw line

1



That is a monkey.

1



That is a mango.

1



That is a mouse.

1



That is my mother.

6. Reorder the word.

1. is That monkey a

2. a is mango That

3. That a mouse is

4. mother is my That





That's a **monkey**



That's a **mango**



That's a **mouse**



That's my **mother**



That's a



That's a



That's a



That's my





LET'S WRITE

m

m m m m m m m m

m

m m m m m m m m

M

M M M M M M M M

M

M M M M M M M M



monkey monkey monkey



monkey monkey monkey



mouse mouse mouse



mouse mouse mouse



LET'S WRITE



mango mango mango



mango mango mango



mother mother mother



mother mother mother



That is a monkey.



That is a mouse.



That is a mango.



That is my mother.

Unit 11:

AT THE BUS STOP



VOCABULARY



bus



run



sun



truck



STRUCTURE

He's running.



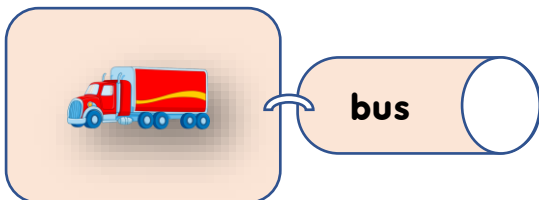

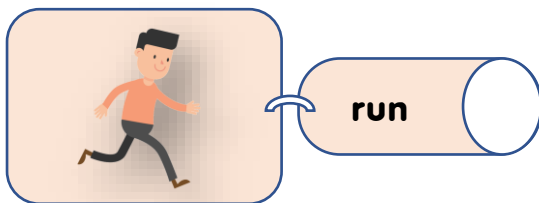
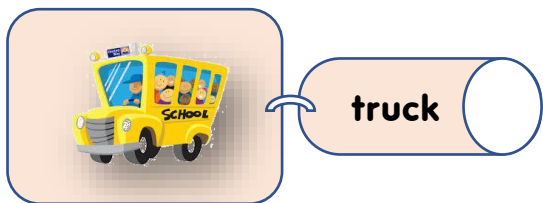
She's running.






PRACTICE

1. Look and put a tick (✓) or a cross (✗).




2. Look, read and circle.

1

| | |
|--|-----|
| run | can |
|  | |
| car | sun |


2

| | |
|---|------|
| bus | sun |
|  | |
| car | cake |

3

| | |
|---|-----|
| bike | bus |
|  | |
| truck | car |

4

| | |
|--|------|
| ball | bike |
|  | |
| truck | bus |



3. Look and match.




run



bus



sun



truck

4. Read and circle the picture.

1. monkey   

2. bus   

3. sun   


4. run   

5. truck   

5. Write the missing letter.

1. 


r n

2. 

s u

3. 


 u s

4. 

b k e

5. 

t r c k

6. 

 o a t



6. Look, read and number the picture.




1. He is running.
2. She is running.
3. It is a bus.
4. That is a truck.
5. The sun is yellow.



6. Look, read and complete.

running sun bus truck



1. It is a _____
2. The _____ is blue
3. He is _____
4. The _____ is yellow.





bus

a bus

It is a bus.



truck

a truck

It is a truck.



He is running



in the sun



.

She is running



in the sun



.



LET'S WRITE

u

u u u u u u u u

u

u u u u u u u u

U

U U U U U U U U

U

U U U U U U U U



bus bus bus bus



bus bus bus bus



truck truck truck truck



truck truck truck truck



LET'S WRITE



run run run run run



run run run run run



sun sun sun sun sun



sun sun sun sun sun



She is running.



He is running.



She is running.




He is running.

Unit 12:

AT THE LAKE



VOCABULARY



STRUCTURE



Look at the **lemons**.





PRACTICE

1. Circle the correct answer.



lake

leaf



lemons

apples



pond

lake



Lucy

Linda

2. Write missing letter.

l [] k e



l e [] f



l e m [] n



L [] c y



3. Read and match.



lake



leaf



lemons



4. Look the pictures and write the correct word.



1. bus 2. leaf 3. mango
4. monkey 5. cat 6. truck
7. lemons 8. lake 9. mouse



5. Match the sentences with the correct picture.

1

Look at the mango.



2

Look at the lemons.



3

Look at the leaf.



4

Look at the lake.





6. What's next? Look and circle.

1. leaf lake leaf lake leaf lake

2. lemons mango lemons mango mango lemons

3. leaf lemons leaf lemons lemons leaf

4. lake mango lake mango mango lake

5. monkey mouse monkey mouse monkey mouse



7. Look and write.



1. Look at the _____

3. Look at the _____

2. Look at the _____

4. Look at the _____



lemons

Look at the **lemons**.



lake

Look at the **lake**.



leaf

Look at the **leaf**.



LET'S WRITE



I I I I I I I I I I



I I I I I I I I I I



L L L L L L L L L L



L L L L L L L L L L



lake lake lake lake



lake lake lake lake



leaf leaf leaf leaf



leaf leaf leaf leaf



Lucy Lucy Lucy Lucy



Lucy Lucy Lucy Lucy



lemons lemons lemons



lemons lemons lemons



Look at Lucy



Look at the lemons.



Look at the lake.



Look at the leaf.

REVIEW 3

1. Look and circle.



clocks/ pots



leaf/ lake



bus/ truck



mango/lemons



mops/ pots



mouse/ monkey



sun/ bus



mother/ mango



locks/ clocks

2. Write the missing letter.



m_ther



_onkey



loc_s



r_n



l_mons



_ango



3. Look and number the picture.

| | |
|-----------|------------|
| 1. lemons | 7. sun |
| 2. sun | 8. truck |
| 3. lake | 9. mother |
| 4. mango | 10. run |
| 5. bus | 11. mouse |
| 6. clocks | 12. monkey |



4. Reorder the letter.

| | | | | | |
|-------------------------|--|---------------------------|--|---------------------------|--|
| s b u _____ | | f e a l _____ | | u n s _____ | |
| t o s p _____ | | k r c u t _____ | | e k a l _____ | |
| s o p m _____ | | c c l o k _____ | | e m s u o _____ | |

5. Read and tick (✓) or cross (✗).

1. Look at the lemons. 

2. There are three mops. 

3. That's a monkey. 


4. He's running. 

5. That's a mango. 


6. Look and write.


1. 
That's my _____

2. 
Look at the _____

3. 
That's a _____

4. 
Look at the _____

5. 
There are two _____

6. 
That's a _____

7. 
It is a _____

8. 
Look at the _____


9. 
She's _____

Unit 13:

IN THE SCHOOL CANTEEN



VOCABULARY



bananas



noodles



nuts



Nick



STRUCTURE



She's having **noodles**.



He's having **nuts**.



PRACTICE

1. Look and circle.

1



bananas/ lemons

2



nuts/ bananas

3



noodles/ nuts

4



Nick/ Lucy

2. Look at the picture and trace the correct word.



Bill

Nick



nuts

noodles



bananas

lemons



nuts

mango

3. Write the missing letter.



ba_ana_



_oodl_s



n_ts



Ni_k

4. Read and tick.



She's having noodles.



She's having nuts.




She's having bananas.

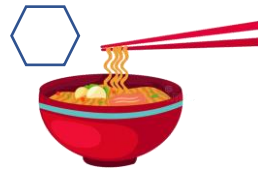



He's having lemons.

5. Number the pictures.



- 1. lemons
- 2. noodles
- 3. bananas
- 4. nuts



6. Look and match.



bananas

nuts

lemons

noodles



7. Look at the picture and complete .



1. He's having _____

2. He's having _____

3. The _____ are on the table.




8. Look and write.




1. _____



2. _____



3. _____



4. _____



He's having **nuts**  .

She's having **bananas**  .

She's having **noodles**  .

He's having  .

She's having  .

She's having  .



LET'S WRITE



n n n n n n n n



n n n n n n n n



N N N N N N N N



N N N N N N N N



noodles noodles noodles



noodles noodles noodles



bananas bananas



bananas bananas



nuts nuts nuts nuts



nuts nuts nuts nuts



Nick Nick Nick Nick



Nick Nick Nick Nick



He is having nuts.



She is having bananas.



She is having noodles.

Unit 14:

IN THE TOY SHOP



VOCABULARY



teddy bear



tiger



top



turtle



STRUCTURE




I can see a **tiger**.






PRACTICE


1. Read and tick.




1. I can see a tiger.



2. I can see top



3. I can see turtle.



4. I can see teddy bear.

2. Cross the unnecessary letter.

t i p g e r



t o u r t l e

t o p p



m a o n k e y

t e d d i y b e a r



3. Look ,read and circle.



tiger / turtle




bike/ car




top/ pot



teddy bear/ dog



bear / turtle



hat / bag

4. Look and number the sentence.



- I can see a top.
- I can see teddy bear.
- I can see a turtle.
- I can see a car.
- I can see a tiger.



5. Reorder the word then match.

tiger see a can I .



see can top a I .



I turtle a see can .



a can see I teddy bear .





6. Look and match then trace.



tur

ybear

top



t

tle

tiger



tedd

op

turtle



ti

ger

teddy bear



It is a **top**.
I can see a **top**.



It is a **tiger**.
I can see a **tiger**.



It is a **turtle**.
I can see a **turtle**.



It is a **teddy bear**.
I can see a **teddy bear**.





LET'S WRITE

t

t t t t t t t t t

t


t t t t t t t t t

T

T T T T T T T T T

T

T T T T T T T T T



top top top top top



top top top top top



tiger tiger tiger tiger



tiger tiger tiger tiger



LET'S WRITE



turtle turtle turle turtle



turtle turtle turle turtle



teddy bear teddy bear



teddy bear teddy bear



I can see a top.



I can see a tiger.



I can see a turtle.



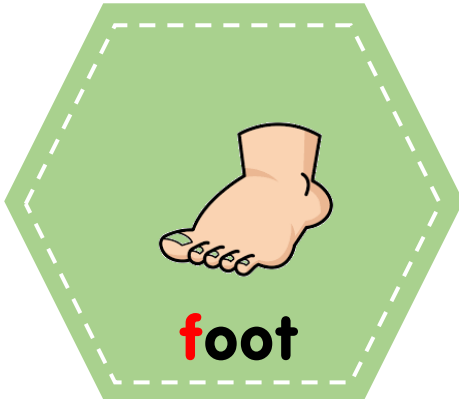


I can see a teddy bear.

Unit 15:

At the football match




VOCABULARY



STRUCTURE


Point to your **foot**.





PRACTICE


1. Look, read and write YES or NO.



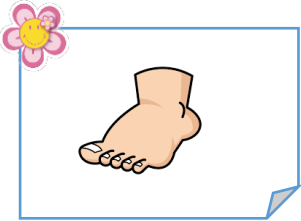
1. That is my father.



2. He's playing football.



3. Point to your foot.



4. Point to your face

2. Look and circle.



3. Write the missing letter.



fo_tball



fa_her



foo_



h_nd



f_ce



h_ir

4. Look and match.



Point to your foot.



He's playing football.



Point to your face.



That is my father.



5. Reorder the letter.

b/f/l/o/l/o/a/t

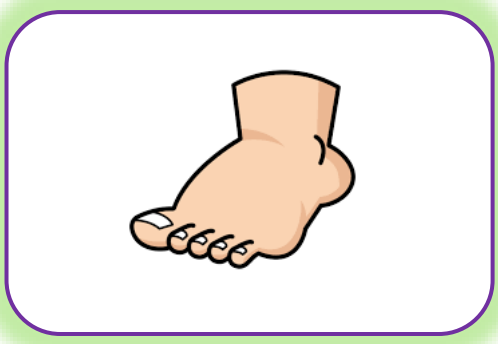
a/t/f/h/r/e

o/f/o/t

a/f/c/e



6. Look and complete.




1. Point to your _____



2. That is my _____



3. He's playing _____





4. Point to your _____





That's your **f**ace  .


That's your **f**oot  .


Point to your **f**ace  .


Point to your **f**oot  .



That's your  .

That's your  .

Point to your  .

Point to your  .



LET'S WRITE

f

f f f f f f f f f

f

f f f f f f f f f

F

F F F F F F F F F

F

F F F F F F F F F



father father father



father father father



football football football



football football football



foot foot foot foot



foot foot foot foot



face face face face



face face face face



Point to your face.



Point to your foot.



That is my father.



He is playing football.

Unit 16:

AT HOME



VOCABULARY



washing



water



window

Hi. I'm **Wendy**



STRUCTURE

How many **windows** can you see?



I can see **six**.



PRACTICE

1. Look and put a tick (✓) or a cross (✗).



running



door



milk



window



water



top

2. Number the picture .

1. window
2. wasing
3. door
4. water



3. Circle the correct word.

quwashing



gahwatergd




doawindowa





4. What's next? Look and circle.

1.



window
door

2.



Wendy
Lucy

3.



washing
window


4.




water
washing




5. Write the missing letter.



w_ter




wi_ow



t_p



_ashing



t_ger



tu_tle



5. Look and tick.

How many _____ can you see?



I can see three bananas.

I can see two bananas.




I can see three windows.

I can see two windows.



I can see four mangos.

I can see three mangos.



I can see four books.

I can see five books.



I can see five mops.

I can see two mops.

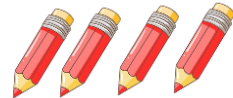


6. Look and write missing the word.

1. I can _____ three books.



2. I _____ see four pencils.



3. I can see _____ pens.



4. I can see three _____.






How many **windows**
can you see?
I can see six.



How many **pens** can
you see?
I can see two.



How many **bananas**
can you see?
I can see three.



How many **mops** can
you see?
I can see five.



w

w w w w w w w

w

w w w w w w w

W

W W W W W W W

W

W W W W W W W



washing washing



washing washing



water water water



water water water



window window window



window window window



Wendy Wendy Wendy



Wendy Wendy Wendy



How many windows

can you see?

I can see six.

REVIEW 4

1. Fill in the missing letter.



1. _oodle



2. _ather



3. t_rtle



4. ba_anas



5. _indow



6. _iger

2. Number the picture with the correct sentence.



1. She's having noodles.
2. I can see a turtle.
3. Point to your foot.
4. I can see six windows.

3. Match the word with the picture.



1



2



3



4

bananas

father

water

noodles

tiger

foot

turtle

window

5



6



7



8



4. Read and tick.

1. She's having bananas.



2. I can see a tiger.



3. Point to your foot.



4. I can see two windows



5. Reorder the word.

1

She

noodles

is

having

.

2

tiger

see

I

can

a

.

3

point

your

to

face

.

4

see

can

I

mops

five

.

6. Look and write.



1. _____



2. _____



3. _____



4. _____



5. _____



6. _____